

# RC4WD TRAIL FINDER 2 "LWB" RTR W/ CHEVROLET K10 SCOTTSDALE HARD BODY SET



## TRAIL FINDER 2



## Scottsdale 10

OFFICIAL LICENSED PRODUCT

RC4WD TRAIL FINDER 2 "LWB" RTR W/ CHEVROLET K10 SCOTTSDALE HARD BODY SET

## FEATURES

- 1 1/10 CHEVROLET K10 SCOTTSDALE HARD BODY COMPLETE SET
- 2 CHEVROLET BLAZER CHROME FRONT GRILLE W/ OPTIONAL INSERTS
- 3 PRE-INSTALLED LED LIGHT SET
- 4 RALLY 1.9" BEADLOCK WHEELS (SILVER)
- 5 RC4WD BFGOODRICH MUD TERRAIN KM 1.9" SCALE TIRES
- 6 K44 ULTIMATE SCALE CAST AXLES
- 7 SUPER SCALE 70MM WHITE SHOCKS W/ INTERNAL SPRINGS
- 8 SOFT STEEL LEAF SPRINGS
- 9 540 CRAWLER BRUSH MOTOR 45T
- 10 R3 SINGLE SPEED TRANSMISSION
- 11 CENTER MOUNTED HAMMER TRANSFER CASE
- 12 TWISTER HIGH TORQUE METAL GEAR DIGITAL SERVO
- 13 OUTCRY III WATERPROOF ESC
- 14 6-CELL 3000MAH NIMH BATTERY W/ XT60 PLUG
- 15 RC4WD MARLIN CRAWLER SIDE PLASTIC SLIDERS
- 16 FRONT INNER FENDER SET
- 17 XR3 3-CHANNEL 2.4GHZ TRANSMITTER/RECEIVER RADIO
- 18 UNIVERSAL NIMH PEAK BATTERY CHARGER



TAKE A TRIP DOWN MEMORY LANE WITH THE RC4WD TRAIL FINDER 2 "LWB" RTR W/ CHEVROLET K10 SCOTTSDALE HARD BODY SET! THIS STUNNING 1/10 SCALE REPLICAS CAPTURES THE ICONIC DETAILS OF THE SCOTTSDALE TRIM LEVEL FOUND ON K10 TRUCKS FROM THE 70S! FEATURING A MOLDED DROP BED, FUNCTIONAL TAILGATE, MOLDED INTERIOR, AND AN OPENING HOOD, THIS MODEL COMES PACKED WITH DETAILS!

THE TRAIL FINDER 2 "LWB" CHASSIS HAS A 12.3" WHEELBASE AND COMES LOADED WITH AN R3 SINGLE SPEED TRANSMISSION, 540 45T CRAWLER BRUSHED MOTOR, RC4WD ULTIMATE SCALE SHOCKS, AND OUTCRY III WATERPROOF ESC, ENSURING PERFORMANCE AND HANDLING!

**RTR**  
READY TO RUN

**1/10**  
1/10 SCALE TRUCK

BEADLOCK WHEELS

**4x4**  
FOUR WHEEL DRIVE

OWN THE ULTIMATE TRIBUTE TO THE ICONIC K10 TODAY!

# RC4WD TRAIL FINDER 2 "LWB" RTR W/ CHEVROLET K10 SCOTTSDALE HARD BODY SET

# RC4WD

## TRAIL FINDER 2




### Scottsdale 10

# DRIVETRAIN



The R3 Single Speed Transmission comes with a tough cast metal case and wider gears to allow for more abuse along with a Delrin Spur with Slipper Clutch. It also features a sturdy billet aluminum motor mount for durability.



The Trail Finder 2 RTR includes the Hammer Transfer Case. Packed with scale detail, the case features a cast metal exterior and heavy duty .8 Mod Widened Gears for durability.



Drawing on the success of the RC4WD MOA Gear Sets, the Trail Finder 2 RTR Drivetrain has the most durable gears RC4WD has to offer, capable of staying on the trail day after day.



The most scale accurate axles on the market, the K44 Ultimate Scale Cast Axles feature high steer knuckles, XVD's, lower mounting points and a compact offset front pumpkin.



The Driveshafts for the Trail Finder 2 RTR are a design featuring heavy duty uni-joint metal shaft for great driveline angles and durability on the trail.

**PRECISION ENGINEERED · BULLET-PROOF COMPONENTS · PERFORMANCE PARTS**

For more information, upgrades and all the latest news, visit us at: [rc4wd.com](http://rc4wd.com)

# RC4WD

## TRAIL FINDER 2



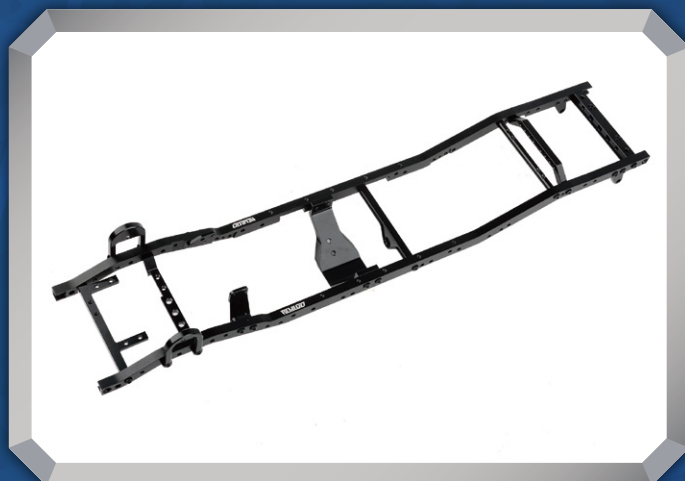
### Scottsdale 10



The Trail Finder 2 Long Wheel Base Chassis has a multi-purpose, molded fuel cell that serves as an electronics storage box and provides additional RC realism by storing away any protruding wires.




The Trail Finder 2 RTR includes Super Scale 70mm White Shocks with Internal Springs. These ultimate scale shock absorbers offer realistic looks and the ultimate in performance. They are machined from billet aluminum with internal springs and are rebuildable.



With solid strength in mind, the ladder frame design of the Trail Finder 2 Long Wheel Base Chassis is made with CNC machined, billet aluminum and comes with scale shock hoops, a chassis servo mount and transmission and transfer case mounts.



This truck includes a set of Rally 1.9" Beadlock Wheels. The wheels are stamped steel and have a smooth silver finish with a chrome beauty ring for that extra scale detail.



Every Trail Finder 2 RTR needs a tough set of tires to hit the trails and the included RC4WD BFGoodrich Mud Terrain KM 1.9" Scale Tires deliver the perfect amount of traction with its advanced X2 soft & sticky compound. The scale details complete the look in just the right size.

SUPPLEMENTAL

PRECISION ENGINEERED · BULLET-PROOF COMPONENTS · PERFORMANCE PARTS

For more information, upgrades and all the latest news, visit us at: [rc4wd.com](http://rc4wd.com)

# RC4WD

# TRAIL FINDER 2



# Scottsdale 10


# ELECTRONICS



The Trail Finder 2 includes a high quality XR3 3 Channel 2.4Ghz Radio System. Expanding user experience, this radio system comes with a total of three radio channels!



The Trail Finder 2 Chassis is powered by the tough and durable RC4WD 45 Turn Crawler Motor. With long lasting performance at its core, this power machine comes tuned for rock climbing and scale driving.



The popular RC4WD Outcry III Waterproof ESC Brushed Speed Controller with built-in drag brake is included for reliable, constant power on demand at any time.



With a massive 277.6oz@6V of torque and a full metal geared drivetrain, the RC4WD Twister Metal Gear Digital Servo has the power and performance needed to outmaneuver and overcome tough terrain.



It's ALL in the box! Everything you need is provided to get you on the trails today!

## PRECISION ENGINEERED · BULLET-PROOF COMPONENTS · PERFORMANCE PARTS

For more information, upgrades and all the latest news, visit us at: [rc4wd.com](http://rc4wd.com)

# RC4WD

## TRAIL FINDER 2



### Scottsdale 10



This Trail Finder 2 RTR comes with a unique, custom painted Chevrolet K10 Scottsdale Hard Body. The Chevrolet K10 Scottsdale Hard Body features an awesome assortment of scale details including mirrors, door handles and grill to look like its full size counterpart.



The Chevrolet K10 Scottsdale Hard Body constructed of durable hard plastic and with unmistakable classic lines, this Chevrolet K10 Scottsdale Hard Body is an exact replica of the full-size vehicle. No other scale comes so close to realism.



This Chevrolet K10 Scottsdale Hard Body comes with two front Grille Inserts for you to choose according to your preference.



The Chevrolet K10 Scottsdale Hard Body set includes a improved detailed dashboard and preinstalled super scale interior decals. As well as a set of door panels.



The crisp lines and bold details are all captured. Chrome plated parts are included as well as colored lenses for all signal lights. Comes with a pre-installed LED light set that's out of sight, keeping that scale realism. Picture shows all lights illuminated in a dark environment.

THE BEST ALLS

PRECISION ENGINEERED · BULLET-PROOF COMPONENTS · PERFORMANCE PARTS


For more information, upgrades and all the latest news, visit us at: [rc4wd.com](http://rc4wd.com)

# RC4WD

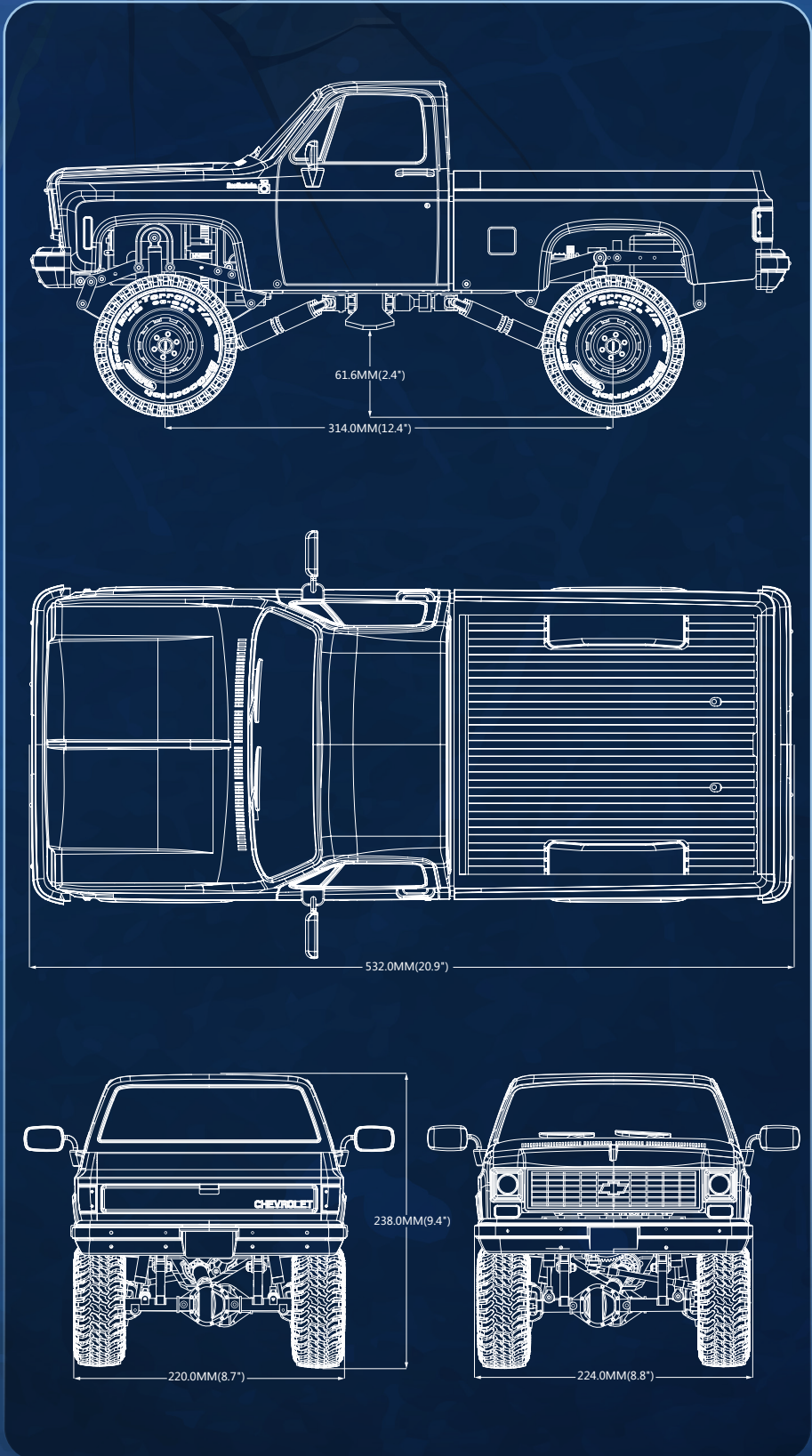
# TRAIL FINDER 2



# Scottsdale 10



# SPECIFICATIONS



## MORE INFO

- Hammer Transfer Case**  
Ratio: 1.47:1  
Gears: Wide .8 Mod Hardened Steel Gears  
Features: 8 Bearings, Cast Casing, Hardened Gears
- R3 Scale Single Speed Transmission**  
Ratios: Pinion/Spur 14/64 = 1:4.57  
Internal Ratio: 1.78:1  
Gears: Wide Steel .8 Mod, Delrin Spur, Slipper Clutch
- K44 Ultimate Scale Cast Axles**  
Ratio: 2.67:1  
Hex To Hex Width: 177mm (6.96")
- Shock Absorbers**  
Super Scale 70mm White Shocks with Internal Springs
- Wheels**  
Type: Rally 1.9" Beadlock Wheels (Silver)  
Hub: 12mm Hex  
Width: 1.29in / 33.0mm  
OD: 2.14in / 54.0mm
- Tires**  
Type: RC4WD BFGoodrich Mud Terrain KM 1.9" Scale Tires  
Outer Diameter: 100.0mm (3.9")  
Width: 42.0mm (1.65")  
Inner Diameter: 48mm (1.89")
- TF2 Truck Dimensions**  
Wheelbase: 314.0MM(12.4")  
Width: 220.0MM(8.7")  
Height: 238.0MM(9.4")  
Ground Clearance: 61.6MM(2.4")  
Final Drive Ratio: 31.9:1

## PRECISION ENGINEERED · BULLET-PROOF COMPONENTS · PERFORMANCE PARTS

For more information, upgrades and all the latest news, visit us at: [rc4wd.com](http://rc4wd.com)