

1:10 SCALE PERFORMANCE R/C TRUCK KIT WITH DEFENDER D90 HARD BODY SET



YOUR JOURNEY BEGINS HERE
Are you ready?



FEATURES

- 1 REALISTIC ALUMINUM LADDER FRAME CHASSIS
- 2 R3 SCALE SINGLE SPEED TRANSMISSION
- 3 CENTER MOUNTED HAMMER TRANSFER CASE
- 4 YOTA II ULTIMATE SCALE CAST AXLES V2 (XVD)
- 5 3 LINK FRONT AND 4 LINK REAR SUSPENSION
- 6 5 LUG WAGON 1.9" STEEL STAMPED BEADLOCK WHEELS
- 7 DIRT GRABBER 1.9" ALL TERRAIN TIRES
- 8 CHASSIS MOUNTED STEERING SERVO
- 9 PLASTIC FUEL CELL RECEIVER BOX
- 10 DUAL SPRING SCALE BLACK SHOCKS 80MM V3 (X RING)

Experience the versatility and advanced design of the Gelanode II for yourself. Packed full of capability, the Gelanode II is ready for any challenging condition. Put your off-road driving to the test and see why the Gelanode II can easily maneuver extreme descents and climb with ease.

The Gelanode II is built with quality materials and craftsmanship like the R3 single speed transmission providing power down to the transfer case and out to the Yota II Axles.

The Gelanode II comes with a 4 link rear and 3 link panhard bar suspension as a standard feature. The chassis mounted servo is out of view for a more scale appearance.

The Gelanode II is completely versatile and can pull off many looks and styles. With the countless options available, RC4WD let's you customize your Gelanode II exactly how you want without sacrificing performance. From emergency and expedition vehicles to daily drivers and hard core rock climbing rigs, the core of the Gelanode II is built for the true off-road enthusiast!

Are you ready for your off-road experience?




1:10 SCALE PERFORMANCE R/C TRUCK KIT WITH DEFENDER D90 HARD BODY SET




GELANDE II




DRIVETRAIN



Drawing on the success of the RC4WD MOA gear sets, the G2 drivetrain has the most durable gears RC4WD has to offer so the G2 will stay on the trail, day after day.



The G2 includes the Hammer Transfer Case. Packed with scale detail, the Hammer features a cast metal exterior and the same heavy duty 0.8 Mod widened gears for durability.



The R3 Single Speed Transmission comes with a tough cast metal case and wider gears for durability and a Delrin Spur with Slipper Clutch for performance. It also features a sturdy billet aluminum motor mount for added toughness.



The most scale-accurate axles on the market, the RC4WD Yota II Ultimate Scale Cast Axles V2 (XVD) feature innovative 8-degree round knuckles, unique removable diff covers, lower mounting points, and a compact offset pumpkin in the front.



The driveshafts on the Gelande II Chassis feature heavy-duty uni-joint metal shafts for great driveline angles and durability on the trail.


PRECISION ENGINEERED · BULLET-PROOF COMPONENTS · PERFORMANCE PARTS



GELANDE II



SUSPENSION



The G2 Chassis features a molded fuel cell that doubles as an electronics storage box plus an aluminum, frame-mounted under cab electronics tray for multiple electronics mounting options. Also includes a sturdy battery tray with strap mounts.



The Gelande II boasts realistic-looking, high-performance X-ring technology Dual Spring Shocks. These rebuildable aluminum shocks feature dual springs and Titanium Nitride coated shafts for superior, long-lasting impact control.



The G2 Chassis is a machined billet aluminum ladder frame with an all link suspension design, scale shock hoops, chassis servo mounts and hard body mounting points for the ultimate in strength.



The G2 includes a set of RC4WD Black Stamped Steel 1.9" internal beadlock wheels. Featuring a super tough black finish, aluminum internal locking ring and popular 5 lug design with separate hub.



Every G2 needs a tough set of rock grabbing tires and the included RC4WD Dirt Grabbers deliver traction as well as the perfect scale looks in just the right size.

PRECISION ENGINEERED • BULLET-PROOF COMPONENTS • PERFORMANCE PARTS



GELÄNDE II



THE DETAILS

PRECISION ENGINEERED · BULLET-PROOF COMPONENTS · PERFORMANCE PARTS




The G2 features the 2015 Land Rover Defender D90 Body Set. The custom 4 door Defender body has an awesome assortment of scale details including mirrors, door handles, vents and grilles to match the 1:1 vehicle.



It's officially licensed with Land Rover with opening side and rear doors and hood, the 2015 Land Rover Defender D90 Body Set is the most scale replica in the market.



The body features a full detailed interior, seats, opening center console, plastic and rubber mirrors and a detailed dashboard. It's all here to bring your scale experience to a level. This update adds more detail to the interior of the D90.



Comprised of over 100 parts, the 2015 Land Rover Defender D90 Body Set features a full detailed interior. Fold-down rear seats, gear shifter, hand-brake and detailed dash. It's all here to bring your build to next level.



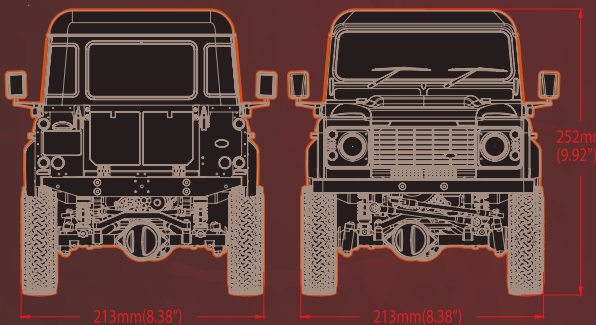

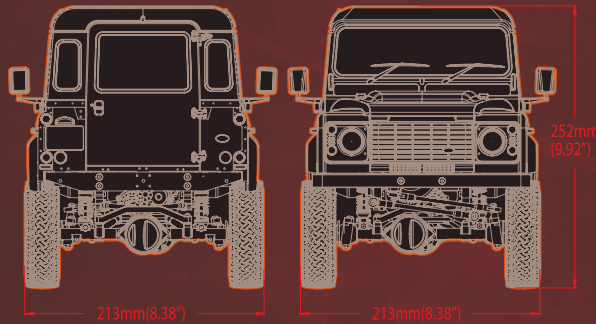

The crisp lines and subtle details are all captured. Functional light parts are included as well as colored lenses for all signal lights. All lamps can be illuminated with an optional RC4WD LED light kit.



GELANDE II



SPECIFICATIONS



MORE INFO

Hammer Transfer Case

Ratio: 1.47:1

Gears: Wide 0.8 Mod Steel Gears
Features: 8 Bearings, Cast Casing, Hardened Gears

R3 Single Speed Transmission

Ratios: Pinion/Spur 14/64 = 4.57:1

Internal Ratio: 1.78:1

Gears: Wide Steel 0.8 Mod, Delrin Spur, Slipper Clutch

Cast Yota II Axles

Ratio: 15/40 = 2.67:1

Width at Hex: 178.2mm

G2 Suspension

Double Triangulated 4 Link Rear Suspension

3 Link Front Suspension with Panhard Bar

Shock Absorbers

Dual Spring 80mm Shocks: Can be Oil Filled

Wheels

Type: 1.9" 5 Lug Wagon Wheels

Hub: Pin Type

Width: 25mm

Back Spacing: 11mm

Bumpers

Machined Billet Aluminum, Lightweight

G2 Truck Dimensions

Wheelbase: 275mm (10.82")

Width: 213mm (8.38")

Height: 252mm (9.92")

Ground Clearance: 58mm (2.28")

Final Drive Ratio: 31.9:1

Weight: 5.58Lbs / 2.533Kg