

RC4WD TRAIL FINDER 2 TRUCK KIT "LWB" W/ 1980 TOYOTA LAND CRUISER FJ55 LEXAN BODY SET



TOYOTA



OFFICIAL
LICENSED
PRODUCT

TOYOTA


**TRAIL
FINDER 2**
Land Cruiser **FJ55**

FEATURES

- 1 1980 TOYOTA LAND CRUISER FJ55 LEXAN BODY SET
- 2 TRAIL FINDER 2 "LWB" CHASSIS
- 3 YOTA II ULTIMATE SCALE CAST AXLES
- 4 R3 SINGLE SPEED TRANSMISSION
- 5 CENTER MOUNTED HAMMER TRANSFER CASE
- 6 ULTIMATE SCALE SHOCKS
- 7 VINTAGE YOTA 6 LUG STAMPED STEEL 1.55" BEADLOCK WHEELS (CLEAR)
- 8 ROCK STOMPERS 1.55" OFFROAD TIRES



*Body comes unpainted.



The RC4WD Trail Finder 2 Truck Kit LWB W/ 1980 Toyota Land Cruiser FJ55 Lexan Body Set is an all-new customizable canvas for RC enthusiasts and scale artists alike. This FJ55 Lexan body set replicates the stocky look of the 'Iron Pig' and comes molded from quality material. Notice the precise positioning of the circular headlights with bezels and the tapering hood to a compact grill, recreating that distinctive front-end face. Finish it off with a Lexan body designed for any chosen paint job, from a single color to a signature two-tone!

One of the most realistic Lexan bodies on the market, this model features a fully molded interior cabin and an innovative mounting system that hides the body clips under the chassis! All of the lighting on this body is also fully LED capable!

This scale Toyota body set comes mounted to the popular Trail Finder 2 "LWB" chassis through the hidden body mounts positioned at the front and rear bumpers. The TF2 "LWB" chassis features the R3 Single Speed Transmission, Yota II Ultimate Scale Cast Axles, and RC4WD Ultimate Scale Shocks ensuring all-terrain capabilities!

Express your inner admiration for vintage builds and separate yourself from the rest with the RC4WD 1980 Toyota Land Cruiser FJ55 Body Set today!

RC4WD TRAIL FINDER 2 TRUCK KIT "LWB" W/ 1980 TOYOTA LAND CRUISER FJ55 LEXAN BODY SET




TRAIL FINDER 2

TOYOTA Land Cruiser FJ55

RC4WD TRAIL FINDER 2 TRUCK KIT "LWB" W/ 1980 TOYOTA LAND CRUISER FJ55 LEXAN BODY SET



The R3 Single Speed Transmission comes with a tough cast metal case and wider gears to allow for more abuse along with a Delrin Spur with Slipper Clutch. It also features a sturdy billet aluminum motor mount for durability.



The TF2 Long Wheel Base Chassis includes the Hammer Transfer Case. Packed with scale detail, the case features a cast metal exterior and the same heavy duty 0.8 Mod Widened Gears for durability.



Drawing on the success of the RC4WD MOA gear sets, the TF2 Drivetrain has the most durable gears RC4WD has to offer, so the TF2 will stay on the trail, day after day.



With dedicated detail and profound performance, this Trail Finder 2's drive shaft design features bulletproof steel universals and a high quality plastic shaft for great driveline angles.



The most scale accurate axles on the market, the RC4WD Yota II Ultimate Scale Cast Axles feature innovative 8 degree round knuckles, unique removable diff covers, lower mounting points and a compact offset pumpkin in the front.

DRIVETRAIN

PRECISION ENGINEERED • BULLET-PROOF COMPONENTS • PERFORMANCE PARTS


For more information, upgrades and all the latest news, visit us at: rc4wd.com



TRAIL FINDER 2

TOYOTA Land Cruiser FJ55

RC4WD TRAIL FINDER 2 TRUCK KIT "LWB" W/ 1980 TOYOTA LAND CRUISER FJ55 LEXAN BODY SET




Velcro is included to secure the sides of the body to the chassis, providing extra rigidity to the body.



With solid strength in mind, the ladder frame design of the TF2 Long Wheel Base Chassis is made with CNC machined, billet aluminum and comes with scale shock hoops, a chassis servo mount and transmission and transfer case mounts.



The RC4WD Ultimate Scale RC Shocks are not only designed for a pristine scale look, but for peak performance as well. Precisely machined from billet aluminum and internally sprung, these scale shocks are ready to tackle any turbulent terrain.



The FJ55 comes with a set of leaf springs with three leaves allowing for suspension customization, all while delivering a realistic scale driving experience.



The Trail Finder 2 FJ55 tackles any terrain in style with its clear coated Vintage Yota 6 Lug Stamped Steel 1.55" Beadlock Wheels. The wheels are wrapped with our Rock Stompers 1.55" Off-Road Tires delivering the traction you need.

NOIS/VERSION
SUSPENSION

PRECISION ENGINEERED • BULLET-PROOF COMPONENTS • PERFORMANCE PARTS

For more information, upgrades and all the latest news, visit us at: rc4wd.com



TRAIL FINDER 2

TOYOTA Land Cruiser FJ55

RC4WD TRAIL FINDER 2 TRUCK KIT "LWB" W/ 1980 TOYOTA LAND CRUISER FJ55 LEXAN BODY SET



This kit consists of more than 50 parts, featuring everything you need to build and customize your TF2 Land Cruiser FJ55.



The unpainted Lexan body and included graphic decals and window masks allow for full customization to execute your vision. Create an exact scale replica or follow your own unique style!



The FJ55 bodysset features distinct styling a molded-in front bumper and grille details. Suited for a wide range of paint colors, this model comes ready for creativity.



THE DETAILS

PRECISION ENGINEERED • BULLET-PROOF COMPONENTS • PERFORMANCE PARTS

For more information, upgrades and all the latest news, visit us at: rc4wd.com


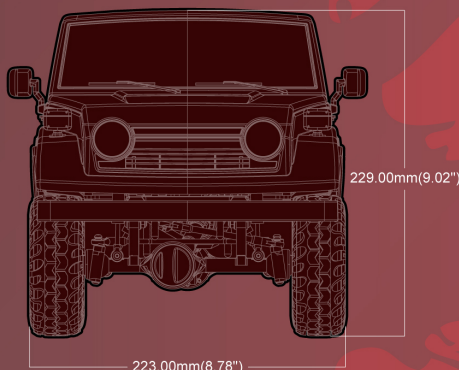
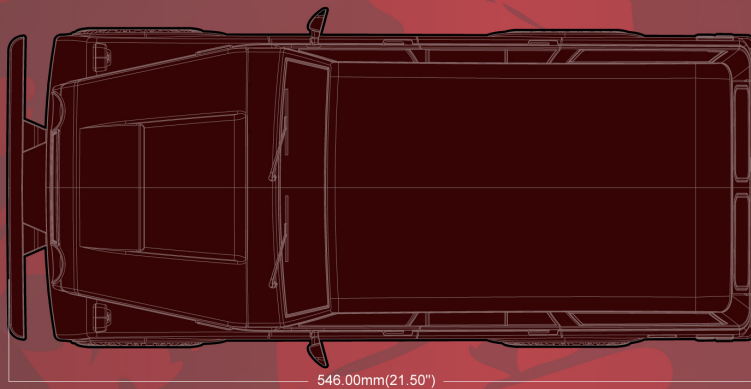
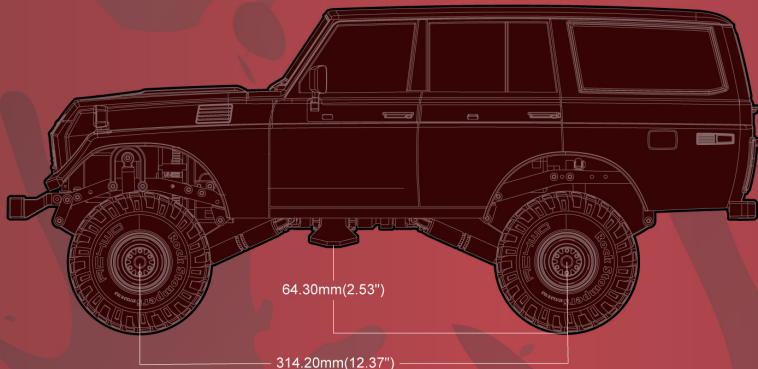


TRAIL FINDER 2

TOYOTA *Land Cruiser* FJ55



SPECIFICATIONS



MORE INFO

Hammer Transfer Case

Ratio: 1.47:1 Gears: Wide .8 Mod
Features: 8 Bearings, Cast Casing,
Hardened Gears

R3 Single Speed Transmission

Ratios: Pinion/Spur 14/64 = 4.57:1
Internal Ratio: 1.78:1
Gears: Wide Steel .8 Mod, Delrin
Spur, Slipper Clutch

Yota II Ultimate Scale Cast Axles

Ratio: 15/40 = 2.67:1
Width at Hex (Using 4mm TF2 Hexes):
178.20mm

Trail Finder 2 LWB Chassis

Features: Billet Aluminum Construction,
Adjustable Shock Hoops

Drive Shafts

RC4WD Plastic Punisher Shaft V2
(102mm-110mm / 4.02" - 4.33") 5mm
Hole

Wheels

Vintage Yota 6 Lug Stamped Steel
1.55" Beadlock Wheels (Clear)
Hub: 12mm Hex
Width: 0.92in / 23.40mm
OD: 1.81in / 46.10mm

FJ55 Truck Dimensions

Wheelbase: 314.20mm (12.37")
Width: 223.00mm (8.78")
Height: 229.00mm (9.02")
Ground Clearance: 64.30mm (2.53")
Final Drive Ratio: 31.92:1



PRECISION ENGINEERED • BULLET-PROOF COMPONENTS • PERFORMANCE PARTS

For more information, upgrades and all the latest news, visit us at: rc4wd.com