



# TRAILFINDER 2

## 1/10 SCALE OFFROAD TRUCK KIT



## TF2

### 1/10 SCALE OFFROAD TRUCK KIT

Adventures can happen anywhere. Nothing will give you more fun in the sand, dirt, snow, or mud than the Trail Finder 2. Part scale truck, part adventurer, your TF2 is ready for your mud kicking trail-loving lifestyle!

The TF2 has both detailed styling and aggressive performance. You will find a balance of capability and performance built into every TF2. Performance of the TF2 is smooth and with its 2 speed selectable transmission, 4WD drivetrain, bullet-proof transfer case and quality metal components throughout. The TF2 is truly a work of art in both appearance and performance.

Every TF2 is compatible with a full range of option and performance parts designed to enhance the performance and add to the scale look of the only true scale 1/10 offroad truck... The Trailfinder 2. Your adventure awaits....

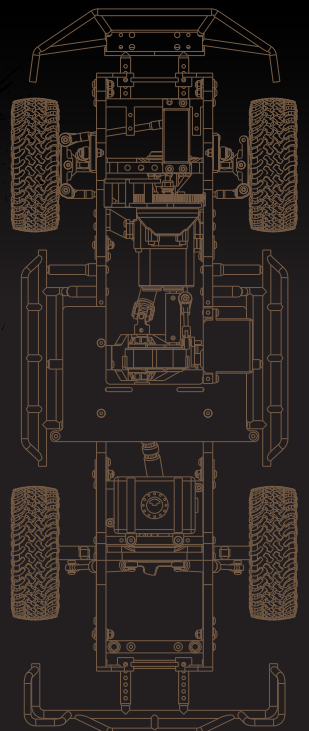


BLAZER

General Motors Trademarks used under license to RC4WD.

The GM Blazer Body is a perfect fit for the Trail Finder 2. Other bodies with a 287mm (11.3") wheelbase can be adapted to fit as well.

**Part Z-B0092 Chevrolet Blazer Hardbody Complete Set (Body Not Included)**





# TRAILFINDER 2

## 1/10 SCALE OFFROAD TRUCK KIT

DRIVETRAIN



The All New R3 2 speed transmission comes with a fully machined billet aluminum case and new wider gears to allow for more abuse along with a Delrin spur with slipper clutch. The new designed motor mount is adjustable in 10 positions.



The TF2 includes the new Hammer Transfer Case. Packed with detail, the Hammer features a cast metal exterior and heavy duty .8 Mod widened gears for durability.



Drawing on the success of the RC4WD MOA gear sets, the TF2 drivetrain has the most durable gears RC4WD has to offer so the TF2 will stay on the trail, day after day.



The most scale accurate axles on the market, the RC4WD Yota II Ultimate Scale Cast Axles feature innovative round knuckles, new lower mounting points and compact offset pumpkins.



The Driveshafts for the TF2 are an all new design featuring bulletproof steel universals and a new high quality plastic shaft for great driveline angles and durability on the trail.

PRECISION ENGINEERED • BULLET-PROOF COMPONENTS • PERFORMANCE PARTS





# TRAILFINDER 2

1/10 SCALE OFFROAD TRUCK KIT

NOISE/ESCAPES



The TF2 Chassis features a molded fuel cell that doubles as an electronics storage box plus an aluminum, frame-mounted under cab electronics tray for multiple electronics mounting options.



The TF2 includes a set of RC4WD Ultimate Scale Shocks. Designed for ultimate scale looks and ultimate performance. Machined from billet aluminum, rebuildable and internally sprung.



The All New TF2 Chassis is a machined billet aluminum ladder frame design with leaf springs, scale shock hoops, chassis servo mounts and hard body mounts.



The TF2 includes a set of RC4WD White Stamped Steel 1.55 internal beadlock wheels. Super tough paintable white finish, aluminum internal ring and popular 6 lug design.



Every TF2 needs a tough set of rock grabbing tires and the included Mud Thrashers in X3 Compound deliver the traction as well as perfect scale looks in just the right size.


PRECISION ENGINEERED • BULLET-PROOF COMPONENTS • PERFORMANCE PARTS

For more information, upgrades and all the latest news, visit us at: [rc4wd.com](http://rc4wd.com)



# TRAILFINDER 2

1/10 SCALE OFFROAD TRUCK KIT



## FEATURES

The TF2 has both detailed styling and aggressive performance. You will find a balance of capability and performance built into every TF2. Performance of the TF2 is smooth and with its 2 speed selectable transmission, 4WD drivetrain, bullet-proof transfer case and quality metal components throughout. The TF2 is truly a work of art in both appearance and performance.

Every TF2 is compatible with a full range of option and performance parts designed to enhance the performance and add to the scale look of the only true scale 1/10 offroad truck... The Trailfinder 2. Your adventure awaits....

- 1 Realistic Billet Aluminum Ladder Frame Chassis
- 2 2 Speed Remote Selectable Transmission
- 3 Center Mounted Realistic 4x4 Transfer Case
- 4 Yota II Ultimate Scale Cast Axles
- 5 True to Scale Leaf Spring Suspension
- 6 1.55 Stamped Steel Beadlock Wheels with Lug Nuts
- 7 Super Grip High Performance Mud Thrasher Tires
- 8 Realistic Tube Bumpers - Rock Rails - Skid Plate
- 9 Chassis Mounted Steering Servo
- 10 RC4WD Ultimate Scale Shocks Absorbers

## TF2


1/10 SCALE OFFROAD TRUCK KIT

The GM Blazer Body is a perfect fit for the Trail Finder 2. Other bodies with a 287mm (11.3") wheelbase can be adapted to fit as well.

**Part Z-B0092 Chevrolet Blazer Hardbody Complete Set (Body Not Included)**



General Motors Trademarks used under license to RC4WD.







# TRAILFINDER 2

## 1/10 SCALE OFFROAD TRUCK KIT



BLAZER

General Motors Trademarks used under license to RC4WD.

- ① Realistic Billet Aluminum Ladder Frame Chassis
- ② 2 Speed Remote Selectable Transmission
- ③ Center Mounted Realistic 4x4 Transfer Case
- ④ Yota II Ultimate Scale Cast Axles
- ⑤ True to Scale Leaf Spring Suspension
- ⑥ 1.55 Stamped Steel Beadlock Wheels with Lug Nuts
- ⑦ Super Grip High Performance Mud Thrasher Tires
- ⑧ Realistic Tube Bumpers - Rock Rails - Skid Plate
- ⑨ Chassis Mounted Steering Servo
- ⑩ RC4WD Ultimate Scale Shocks Absorbers

### All New Hammer Transfer Case

Ratio - 1.47:1 Gears - Wide .8 Mod Steel Gears  
Features - 8 Bearings, Cast Casing, Hardened Gears

### All New R3 2 Speed Transmission

Ratios Pinion/Spur 14/64 = 4.57:1

1st Gear 3.47:1

2nd Gear 1.27:1

Gears: Wide Steel .8 Mod, Delrin Spur, Slipper Clutch,

Features: Machined Billet Aluminum Casing, Scale Looking, Motor Mount can be Rotated to 10 different Positions, Compatible with other Brand Spurs (Axial, Traxxas, Robinson)

### Yota II Ultimate Scale Cast Axles

Ratio: 15/40 = 2.67:1

Width at Hex (using 4mm TF2 Hexes): 178.2mm

### All New Trail Finder 2 Chassis

Features: Billet Aluminum Constriction Adjustable Shock Hoops

### Driveshafts

High quality Plastic Material, very Durable  
High quality Steel Yokes

### Wheels

Name: 1.55" OEM Beadlock Wheels

Hub: 12mm Hex

Width: 22mm

Back Spacing: 9mm

Features: Stamped Steel, Aluminum Hub, Internal Beadlock, very Scale Looking, 6 Bolt Pattern

### Bumpers

Marlin Crawlers Front Plastic Tube Bumper

Marlin Crawlers Rear Plastic Tube Bumper

Marlin Crawlers Side Plastic Sliders

Authentic Looking Crawler Style Bumper, High Quality Flexible Plastic, Extremely Durable, very Scale

### TF2 Truck Dimensions

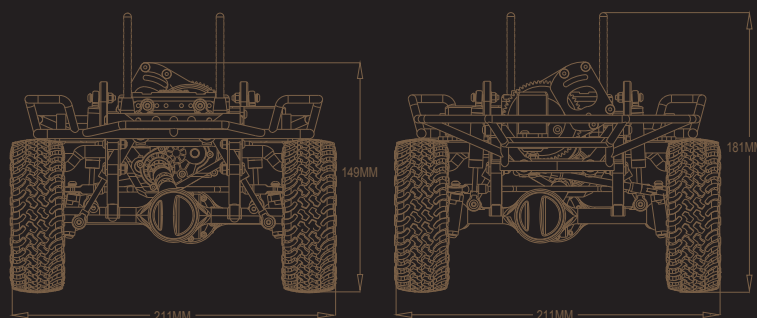
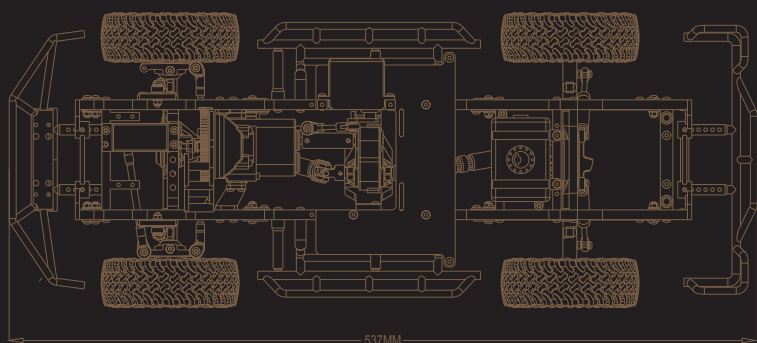
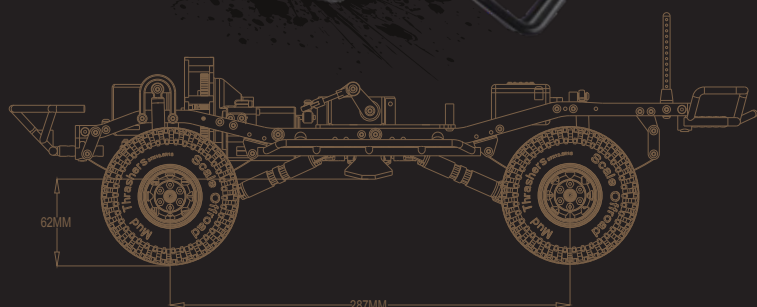
Wheelbase: 287mm (11.3")

Width: 211mm (8.3")

Height: 181mm (7.1")

Ground Clearance: 62mm (2.4")

Final Drive Ratios: 1st - 62.1:1, 2nd - 22.75:1



SPECIFICATIONS